




***SURGIMESH® WN***

**INSTRUCTION FOR USE**



**ADOMINAL  
REINFORCEMENT  
MATERIAL OR MESH**



ASPIDE MEDICAL - France  
246, Allée Lavoisier - F 42350 LA TALAUDIÈRE  
Tél. +33 4 77 53 16 59 - Fax +33 4 77 53 01 97

## INSTRUCTION FOR USE

### Description :

The SURGIMESH® WN implant is a non-woven, non-knitted reinforcement material made from polypropylene, strengthened by thermal bonding.

The SURGIMESH® WN implant is biocompatible, non absorbable, and free from any derivative of animal or human origin.

The SURGIMESH® WN implant has a structure that is perforated with large pores ensuring common use, tissular integration, and drainage of the site.

The SURGIMESH® WN implant is provided in 2 densities:

- Density of approximately 50g/m<sup>2</sup>

- Density of approximately 80g/m<sup>2</sup>

### Indications :

The SURGIMESH®WN implant is recommended for reinforcement of hernia defects without contact of the viscera. The hernia repair could be, for example, inguinal hernia, femoral or crural hernia or ventral hernia. The SURGIMESH®WN implant is indicated for use via an extra-peritoneal approach either by open or laparoscopic surgery.

### Contraindications :

The SURGIMESH® WN implant should not be used on : children during their growth, persons with infectious diseases, those with a tendency to drug or alcohol abuse, or those who are allergic to polymers.

### Precautions :

The SURGIMESH® WN implant is supplied in a sterile, double package. Inspect that the package is intact before using the implant.

#### **DO NOT USE THE PROSTHESIS IF THE PACKAGE IS OPEN OR DAMAGED.**

The SURGIMESH® WN implant must be handled and implanted by persons who are trained and qualified to do so and who have read the instructions. The general precautions required in the treatment of hernias must be respected. When handling the implants, avoid contact with sharp objects which could damage the implant. We do not accept any responsibility with respect to the accessories used during implantation that are chosen by individual surgeons.

It is advisable that the mesh largely covers the hernia orifice edges.

Once the mesh is implanted, the patient should be cautioned to avoid strenuous sports and should not carry heavy loads.

### Operating steps - positioning :

For hernias, mesh can be fixed to the Cooper's ligament and/or to the anterior muscular plan or between the posterior muscular plan and the anterior aponeurotic muscular plan according to the surgeon's preference.

For incisional hernias, the fixations must be placed at least 1cm from the mesh edges and the peritonisation of the meshes must be as complete as possible at the end of the intervention.







For every indication, it is advisable that the mesh largely covers the hernia orifice edges.

### Possible complications :

Possible complications include: neuralgia, recurrence, haematoma, aggravation of an existing infection, and visceral adhesion, allergic reactions to the components of the products.

### Storage conditions :

The product must be stored at room temperature and away from direct light.

	<i>Single use. Do not resterilized.</i>
	<i>Batch number</i>
	<i>Sterile product. Sterilized by Ethylene Oxide</i>
	<i>Sterile except if packaging is open or damaged</i>
	<i>Use before day/month/year</i>
	<i>Read the instructions for use carefully</i>